

Since its chartering in 1965, Bristol Community College has been changing the world by changing lives, learner by learner. Bristol is where people from diverse backgrounds turn to earn a degree, access work-related training and expand their cultural and intellectual horizons.

Bristol is a comprehensive community college offering a wide variety of career and transfer programs that lead to an associate degree in science, arts and applied sciences, as well as certificates of accomplishment or achievement. Students are able to transfer to many baccalaureate institutions throughout the state and country from any of our convenient locations in Attleboro, Fall River, New Bedford and Taunton, as well as online.

As the leading resource for education and workforce development in southeastern Massachusetts, Bristol provides programs that promote individual opportunity and the region's economic health. Our programs offer a strong foundation in liberal arts and sciences; career-ready education in health sciences, engineering, technology and business; and comprehensive developmental education and adult literacy services delivered in a learner-centered, supportive community.

Bristol also develops active partnerships with business and industry, preK-12, colleges and universities and social service agencies to maintain relevance and effectiveness of all credit and noncredit programming. We value and respect diversity within the college and the world. Bristol prepares well-rounded learners for employment and for life.



Bristol Community College is accredited by the Commission on Institutions of Higher Education of the New England Commission on Higher Education, Inc.

Bristol Community College is an Affirmative Action/Equal Employment Opportunity Employer and does not discriminate on the basis of race, sex, gender identity, color, national origin, sexual orientation, genetic information, religion, age, veteran status or disability under state or federal law in any aspect of employment, admissions, access or treatment of its programs and activities.

\$5,210 BRISTOL'S ANNUAL TUITION & FEES

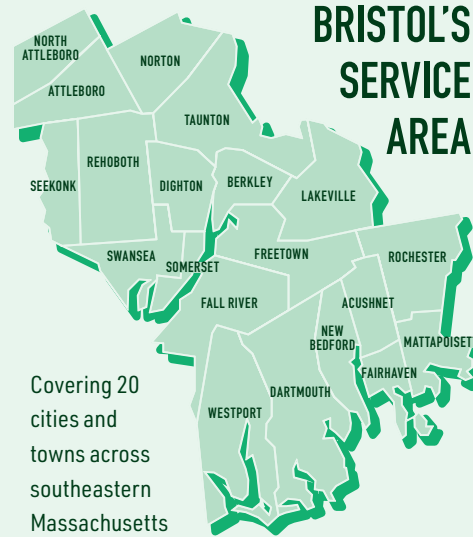
Bridgewater **\$10,732**

UMass Dartmouth **\$14,408**

2020-21 tuition & fees compared to local 4-year institutions. (Based on academic year full-time enrollment or 24 credits)



90+
TRANSFER AGREEMENTS

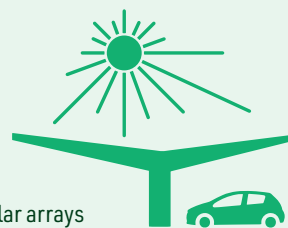


9 NJCAA PROGRAMS

Basketball (M/W), cross country (M/W), golf (M), outdoor track & field (W), soccer (M/W) and e-sports

3.3 MILLION kWh

Electricity generated annually by our rooftop and parking canopy solar arrays



22

ELECTRIC VEHICLE CHARGING SPACES



129 DEGREE & CERTIFICATE PROGRAMS

Programs cover a broad range of academic and career-focused subjects, from art and design to veterinary healthcare

ESTABLISHED IN **1965**

VISION

Advancing a vibrant, diverse community through education, learner by learner.

4 LOCATIONS + ONLINE

Attleboro, Fall River, New Bedford, Taunton and anywhere with WiFi



MISSION

Bristol Community College provides an accessible, innovative and inclusive education that prepares students to navigate and succeed in our ever-changing world.

16:1

STUDENT TO FACULTY RATIO



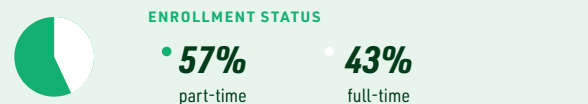
FACT SHEET 2020

BRISTOL
COMMUNITY COLLEGE

ENROLLMENT

FALL 2020 SNAPSHOT

6,258 Students enrolled at Bristol, which translated to a full-time equivalent (FTE) headcount of **4,037.3**



9,695

Total unduplicated headcount in FY20

4,647.9

Full-time equivalent (FTE) headcount in FY20

Enrollment is often measured by full-time equivalent (FTE) students, which is a calculation showing how many students would be attending if all were enrolled in 15 credits per term. The FTE calculation is based on the sum of credits carried by all students divided by 15.

#4

Ranking by enrollment among the 15 Massachusetts community colleges; Bristol consistently ranks as one of the largest in the commonwealth's system

29

Number of area high schools represented by Bristol's dual-enrolled students for Fall 2020

PROMOTING EQUITY

Bristol Community College offers several academic and student centers that actively contribute to the college's efforts to build a more inclusive and diverse environment.

The **Holocaust & Genocide Center** and **LusoCentro** were created with a focus on academic scholarship and community involvement. Today, both centers offer thought-provoking events and resources that give historical and cultural context to some of society's most pressing issues.

The **Joseph A. Marshall Veterans Center** reported that the college has more than 70 student veterans attending classes and receiving veterans benefits.

Throughout FY20, the **Multicultural Student Center** reported a total of 1,395 student visitors who attended an event or club meeting, used a computer station, met with staff or took advantage of the lounge space for studying or relaxation. During Fall 2020, Multicultural Affairs hosted a series of virtual Social Justice Forums attended by 1,028 and established the accompanying Social Justice Newsletter with 388 subscribers. Multicultural Affairs also piloted a Student Leadership program, and 80% of those students identified as Black, African American, Latinx and/or Asian.

Bristol's **Women's Center** – one of three such centers in the state – had an exciting year piloting a parenting support group, offering the monthly Stories That Inspire speaker series and collaborating with local organizations, such as the YWCA, on a range of programs and services.

3,680

participants – including many students – received over **147k lbs.** of free groceries from Bristol's Mobile Food Market in FY20


FISCAL YEAR 2020 | DEGREE-SEEKING STUDENTS

\$23.3M

Financial Aid dollars disbursed

5,495

Total students received financial aid



58%

of new incoming students graduate without debt*

* Federal, state and private loans that were borrowed by the student while enrolled at Bristol

\$402K

Total scholarship funds from Bristol's Foundation

302

Students received Foundation scholarships

SUCCESS INDICATORS

1,310

Degrees and certificates awarded in FY20

96%

of our 2020 graduates are likely to recommend Bristol to others

990

Total students who transferred in 2019

598 students transferred to a Massachusetts public university; **432** of those students graduated from Bristol prior to transferring

76%

of our 2020 graduates are continuing their education

66%

of our 2020 graduates are employed full-time, part-time or self employed

60%

Fall 2018 to Fall 2019 retention rate for first-time full-time students, which exceeds the Mass. community college average of **58%**

- 1 University of Massachusetts Dartmouth (247)
- 2 Bridgewater State University (244)
- 3 University of Massachusetts Amherst (36)
- 4 Rhode Island College (19)
- 5 Fitchburg State University (17)

Top transfer institutions: 4-year, public

- 1 Southern New Hampshire University (41)
- 2 New England Institute of Technology (16)
- 3 Laboure College (12)
- 4 Johnson & Wales University (9)
- 5 Roger Williams University (8)

Top transfer institutions: 4-year, private

ECONOMIC CONTRIBUTIONS

3,135

learners participated in Economic & Business Development courses in FY20

Under Economic & Business Development, students engaged with Adult Education programs (e.g. HiSET, GED and ESOL), transition-to-college bridge programs and Business Solutions & Partnerships, which offers customized training and professional development courses.

\$7.6M

in total funding to 30 grants through the Office of Grant Development

These grants were awarded from private, state and federal sources and were submitted by departments across the college, including Academic Affairs, Student Services & Enrollment Management and Economic & Business Development. It does not include federal CARES Act fund.

\$4.9M

Federal CARES Act funding secured and distributed by Bristol Community College in response to COVID-19

VIRTUAL LEARNING

Online- and remote-experience surveys were developed and administered in Spring 2020 and Summer 2020 to capture the experiences of our students, faculty and staff during the transitions that have occurred due to COVID-19. Key takeaways include the following:

- The majority of students and faculty reported submitting assignments through Blackboard or email in spring and summer.
- In both terms, students and faculty reported that most of their courses were held through Blackboard Collaborate. Most staff used Microsoft Teams or Zoom for remote meetings.
- Many students, faculty and staff strongly agreed or agreed that they had access to a reliable computer or laptop and internet in spring and summer. Most also reported that they had access to college services and sufficient information regarding online learning and support.
- While many students preferred face-to-face or online asynchronous courses in Spring 2020, most students preferred online asynchronous for upcoming semesters based on Summer 2020 results. In Spring 2020, faculty preferred face-to-face and reported close scores for online asynchronous, online synchronous and hybrid courses. Faculty preferences also shifted mostly to online asynchronous for upcoming semesters based on Summer 2020 feedback.
- Staff reported various student inquiries in both semesters. Top inquiries in Summer 2020 include registration, scheduling, contacting faculty or staff, financial aid and technology.